


HOW TO MIX **PORCILIS® LAWSONIA ID**




THE IDAL WAY
• Needle-free • Efficacy • Innovation •

HOW TO MIX PORCILIS® LAWSONIA ID with X-SOLVE 12

Available in 50-dose and 100-dose vials

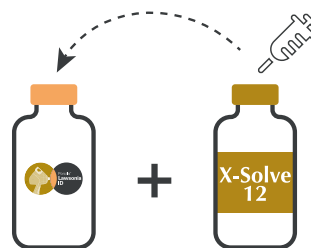
1

Allow the solvent to reach **room temperature (20-25°C)** and **shake well** before use.



2

Add 5-10 ml of the X-Solve 12 to the **Porcilis® Lawsonia ID** vial (vaccine dry matter) for reconstitution.



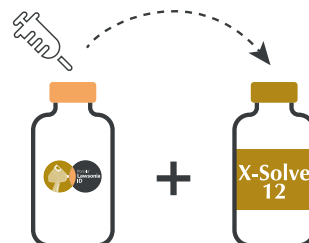
3

Mix thoroughly.



4

Transfer all reconstituted concentrate to the X-Solve 12 vial.



5

Shake it well to mix.



READY TO USE

0.2 ml doses of **Porcilis® Lawsonia ID**
to be administered with IDAL



A single **dose of 0.2 ml** of reconstituted vaccine in pigs can be administered **by the intradermal** route **from 3 weeks of age**.



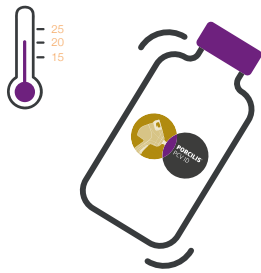
Use the vaccine suspension **within 6 hours of reconstitution**. Any **vaccine remaining** at the end of this time **should be discarded**.

HOW TO MIX PORCILIS® LAWSONIA ID with PORCILIS® PCV ID

Available in 50-dose and 100-dose vials

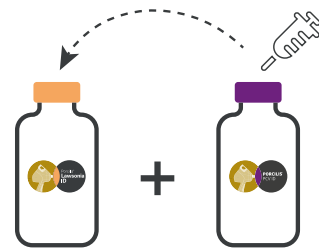
1

Allow **Porcilis® PCV ID** to reach **room temperature (20-25°C)** and **shake well** before use.



2

Add 5-10 ml of **Porcilis® PCV ID** to the **Porcilis® Lawsonia ID** vial (vaccine dry matter) for reconstitution.



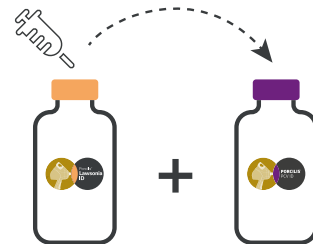
3

Mix thoroughly.



4

Transfer all reconstituted concentrate to the **Porcilis® PCV ID** vial.



5

Shake it well to mix.



READY TO USE

0.2 ml doses of 2-in-1 combination vaccine against *Lawsonia intracellularis* and PCV2 to be administered with IDAL.



Enhanced convenience with IDAL 3G Twin

Protect against 3 antigens in one single vaccination.

TWO OPTIONS

WITH
PORCILIS® M Hyo ID



WITH
PORCILIS® PRRS

